


EPIC SERIES



Features:

- ◇ Low-cost, high-performance replacement for many OEM DPMs
- ◇ Optional RED, GREEN or AMBER backlighting
- ◇ Snap-in bezel mount eliminates mounting hardware
- ◇ Resistant to RF and EMI
- ◇ 4½ digits with high-contrast LCD
- ◇ 4- 20 mA loop powered input
- ◇ User selectable, displayed engineering units

Specifications:

Display:	Digits:	4 ½ digits (±19999 counts)
	Type:	0.45" (11.4 mm) 7 segment LCD
Backlighting:		Optional Red Negative (red numbers/black background) Optional Green Negative (green numbers/black background) Optional Amber Negative (amber numbers/black background) Optional Green Positive (black numbers/green background)
	Polarity:	automatic, "-" displayed
	Annunciators:	°F, °C, PSI, %
	Decimal Points:	4 position, user selectable
	Overrange:	four lower order digits blank for inputs >19999 & < -19999
Inputs:	Ranges:	4-20 mA DC
	Configuration:	bipolar differential
	Impedance:	300Ω nominal @ 20 mA
Performance:	Accuracy:	±(0.1% fs + 2 count)
	Conversion Rate:	3 per second
	Normal Mode Rejection:	>30 dB @ 60 Hz
	Adjustments:	span (gain) and zero (offset) with course setting
	Warmup:	10 minutes typical
	Temperature Coefficient:	± 100 ppm per °C typical
Environment:	Operating Range:	0 to 50 °C
	Storage Range:	-20 to 70 °C
Power Supply:		powered by the milliamp control loop
	Optional Backlight:	24 VDC at 35 mA typical
Mounting:		snap-in bezel mount
Connection:		2 screw terminal (4 with backlight)

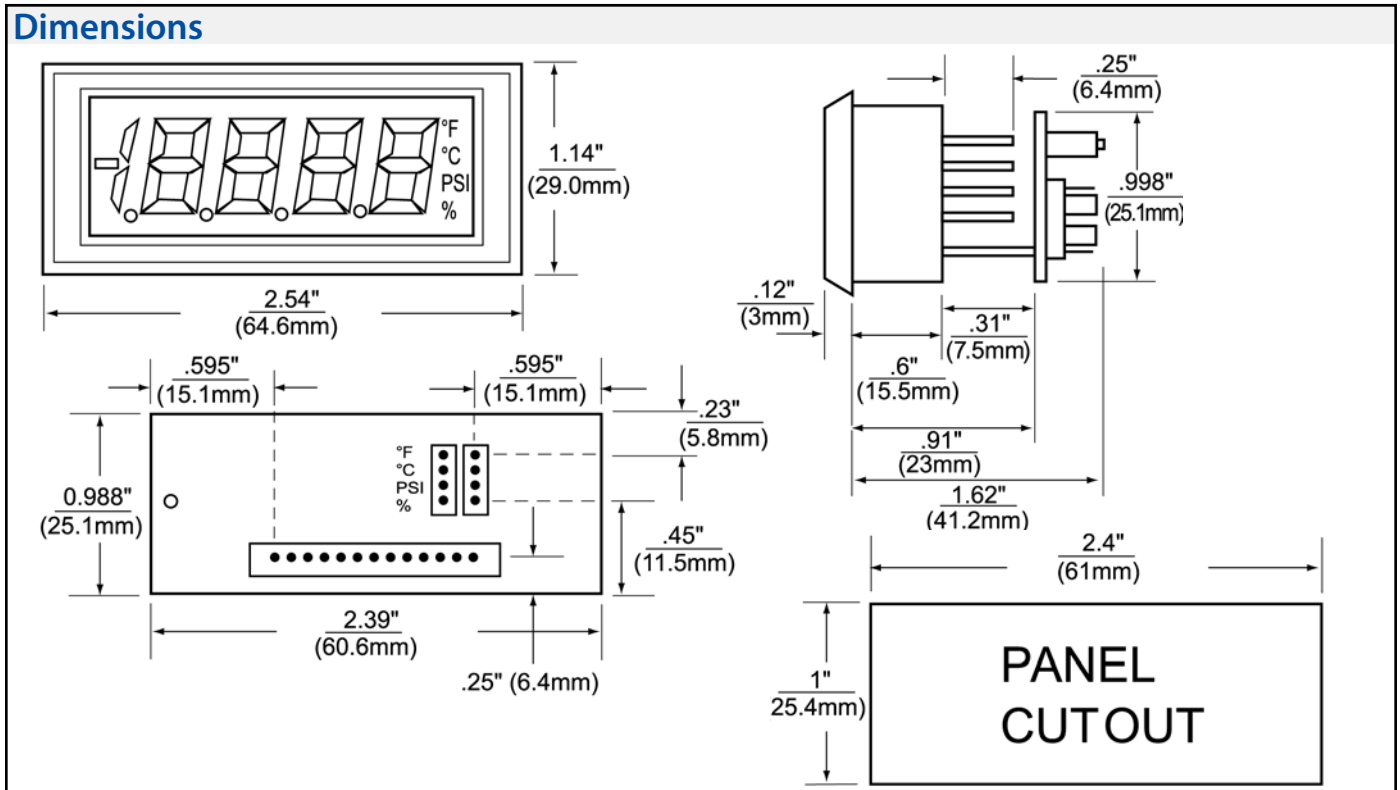
Ordering Information:

PART NUMBER	BACKLIGHT COLOR	BACKLIGHT POWER
DK790.....	NO BACKLIGHT	NONE
DK791.....	NEG AMBER	24VDC
DK793.....	NEG GREEN	24VDC
DK794.....	NEG RED	24VDC
DK795.....	POS GREEN	24VDC

PW2-24.....Regulated 120V AC to 24V DC Power Supply
 PW1.0..... 24V AC to adjustable DC output
 CPW1.5..... 24V AC to adjustable DC output
 CVC..... Calibrator

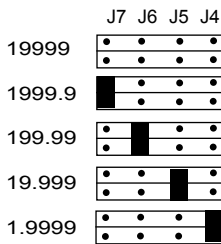


Dimensions



Jumper Selection & Wiring

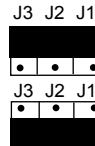
1. DECIMAL SELECTION:



2. J1, J2, J3 SELECTION:

IF: MIN DISPLAY IS = 0 **or**
MIN DISPLAY IS > 0 **and** MAX DISPLAY ÷ MIN DISPLAY ≥ 5

IF: MIN DISPLAY IS > 0 **and** MAX DISPLAY ÷ MIN DISPLAY < 5



3. SPAN JUMPER SECTION:

SPAN FACTOR	SET JUMPERS
0-12	L
10-22	M
22-32	H

IF: MIN DISPLAY IS ≤ 0 **or**
MIN DISPLAY IS > 0 **and** MAX DISPLAY ÷ MIN DISPLAY > 5

THEN: SPAN FACTOR = $\frac{2.5 (\text{MAX DISPLAY} - \text{MIN DISPLAY})}{4000 + 0.02 (\text{MIN DISPLAY}) - 0.004 (\text{MAX DISPLAY})}$

IF: MIN DISPLAY IS > 0 **and** MAX DISPLAY ÷ MIN DISPLAY ≤ 5

THEN: SPAN FACTOR = $\frac{\text{MAX DISPLAY} - \text{MIN DISPLAY}}{1600}$

4. ZERO (OFFSET) JUMPER SELECTION:

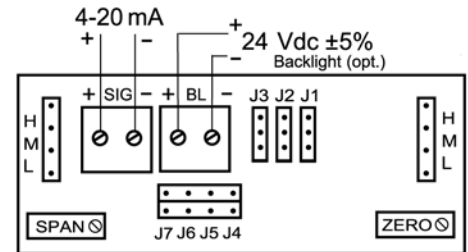
ZERO FACTOR	SET JUMPERS
0-3994	H
3320-7314	M
6640-10634	L

IF: MIN DISPLAY IS ≤ 0 **or**
MIN DISPLAY IS > 0 **and** MAX DISPLAY ÷ MIN DISPLAY > 5

THEN: ZERO FACTOR = $\frac{(250000 + \text{MIN DISPLAY}) \times (83834) - 73200}{(250000 + 400 (\text{SPAN FACTOR}))}$

IF: MIN DISPLAY IS > 0 **and** MAX DISPLAY ÷ MIN DISPLAY ≤ 5

THEN: ZERO FACTOR = $\frac{(10634 - (\text{MIN DISPLAY} - 400 (\text{SPAN FACTOR})) \times 83834}{250000}$



WIRING